




**Central Line-Associated Bloodstream Infection (CLABSI) Statewide Technical Report**  
**Reportable Period: January 1, 2024 - December 31, 2024**

LEGEND								
	Significantly fewer events ( <b>better</b> ) observed than predicted, based on the national baseline *	=	No significant difference ( <b>same</b> ) between the number of observed and predicted events, based on the national baseline*		Significantly more events ( <b>worse</b> ) observed than predicted, based on the national baseline *	<b>No Conclusion</b>	The SIR is not calculated when the number of predicted events is less than 1	 Congratulations on achieving <b>ZERO</b> infections!
<i>*National experience contains data from 2015 for Central Line-Associated Bloodstream Infection (CLABSI) Events</i>								

**Central Line-Associated Bloodstream Infection (CLABSI) Technical Report by Facility and Unit Type**

*Illinois collects CLABSI data from adult and pediatric intensive care units (ICUs), and neonatal ICUs (NICUs). Only those unit types from which data have been reported and/or that are present in the facility will be shown in the following summary tables*

**Central Line-Associated Bloodstream Infection (CLABSI) Statewide Technical Report**  
**Reportable Period: January 1, 2024 - December 31, 2024**

***Adult Burn Intensive Care Unit***

		Number of Events					
Hospital Name	Hospital City	Observed	Predicted	Number of Central Line Days	Standardized Infection Ratio (SIR)	95% Confidence Interval (Lower, Upper)	Statistical Interpretation
JOHN H STROGER JR HOSPITAL OF COOK COUNTY	CHICAGO	1	2.22	655	0.45	(0.023, 2.219)	= Same
LOYOLA UNIVERSITY MEDICAL CENTER	MAYWOOD	2	5.02	1480	0.40	(0.067, 1.316)	= Same
UCHICAGO MEDICINE	CHICAGO	0	1.76	519	0.00	(., 1.701)	☆ ZERO Infections

**Central Line-Associated Bloodstream Infection (CLABSI) Statewide Technical Report**  
**Reportable Period: January 1, 2024 - December 31, 2024**

***Adult Medical Cardiac Intensive Care Unit***

		Number of Events					
Hospital Name	Hospital City	Observed	Predicted	Number of Central Line Days	Standardized Infection Ratio (SIR)	95% Confidence Interval (Lower, Upper)	Statistical Interpretation
JOHN H STROGER JR HOSPITAL OF COOK COUNTY	CHICAGO	0	0.61	542	.		☆ ZERO Infections
NORTHWESTERN MEMORIAL HOSPITAL	CHICAGO	3	2.66	2353	1.13	(0.287, 3.075)	= Same
RUSH UNIVERSITY MEDICAL CENTER	CHICAGO	1	4.48	3972	0.22	(0.011, 1.1)	= Same
UCHICAGO MEDICINE INGALLS MEMORIAL	HARVEY	0	0.64	850	.		☆ ZERO Infections

**Central Line-Associated Bloodstream Infection (CLABSI) Statewide Technical Report**  
**Reportable Period: January 1, 2024 - December 31, 2024**

***Adult Medical Intensive Care Unit***

Hospital Name	Hospital City	Number of Events		Number of Central Line Days	Standardized Infection Ratio (SIR)	95% Confidence Interval (Lower, Upper)	Statistical Interpretation
		Observed	Predicted				
ADVOCATE CHRIST MEDICAL CENTER	OAK LAWN	3	4.51	3997	0.67	(0.169, 1.81)	= Same
ADVOCATE GOOD SHEPHERD HOSPITAL	BARRINGTON	0	0.77	1021	.		☆ ZERO Infections
ADVOCATE ILLINOIS MASONIC MEDICAL CENTER	CHICAGO	0	1.04	918	0.00	(., 2.892)	☆ ZERO Infections
ADVOCATE LUTHERAN GENERAL HOSPITAL	PARK RIDGE	6	3.67	3253	1.64	(0.663, 3.4)	= Same
CROSSROADS COMMUNITY HOSPITAL	MOUNT VERNON	0	0.01	14	.		☆ ZERO Infections
ENDEAVOR EDWARD HOSPITAL	NAPERVILLE	1	1.84	2115	0.55	(0.027, 2.688)	= Same
GIBSON AREA HOSPITAL & HEALTH SERVICES	GIBSON CITY	0	0.07	266	.		☆ ZERO Infections
HOLY CROSS HOSPITAL	CHICAGO	1	0.69	1025	.		No Conclusion
HUMBOLDT PARK HEALTH	CHICAGO	1	1.66	1899	0.60	(0.03, 2.968)	= Same
INSIGHT HOSPITAL & MEDICAL CENTER	CHICAGO	1	0.48	554	.		No Conclusion
JOHN H STROGER JR HOSPITAL OF COOK COUNTY	CHICAGO	3	2.01	1779	1.50	(0.38, 4.067)	= Same
LOYOLA UNIVERSITY MEDICAL CENTER	MAYWOOD	7	4.26	3771	1.65	(0.72, 3.254)	= Same
MEMORIAL HOSPITAL	CHESTER	0	0.00	2	.		☆ ZERO Infections
MERCY HEALTH HOSPITAL AND MEDICAL CENTER - CRYSTAL LAKE	CRYSTAL LAKE	0	0.00	1	.		☆ ZERO Infections
MOUNT SINAI HOSPITAL	CHICAGO	5	2.11	2157	2.37	(0.867, 5.244)	= Same
NORTHWESTERN MEMORIAL HOSPITAL	CHICAGO	10	7.67	6797	1.30	(0.662, 2.324)	= Same
OSF SAINT FRANCIS MEDICAL CENTER	PEORIA	2	2.19	1940	0.91	(0.153, 3.019)	= Same
PROVIDENT HOSPITAL OF COOK COUNTY	CHICAGO	0	0.03	41	.		☆ ZERO Infections

**Central Line-Associated Bloodstream Infection (CLABSI) Statewide Technical Report**  
**Reportable Period: January 1, 2024 - December 31, 2024**

***Adult Medical Intensive Care Unit***

Hospital Name	Hospital City	Number of Events		Number of Central Line Days	Standardized Infection Ratio (SIR)	95% Confidence Interval (Lower, Upper)	Statistical Interpretation
		Observed	Predicted				
RUSH UNIVERSITY MEDICAL CENTER	CHICAGO	3	4.25	3763	0.71	(0.18, 1.923)	= Same
SAINT ANTHONY HOSPITAL	CHICAGO	0	0.41	421	.		☆ ZERO Infections
SAINT MARY'S - KANKAKEE	KANKAKEE	0	0.34	394	.		☆ ZERO Infections
SOUTH SHORE HOSPITAL	CHICAGO	3	0.38	510	.		No Conclusion
SPRINGFIELD MEMORIAL HOSPITAL	SPRINGFIELD	3	1.42	1256	2.12	(0.538, 5.761)	= Same
THE LORETTO HOSPITAL	CHICAGO	0	0.37	468	.		☆ ZERO Infections
UCHICAGO MEDICINE	CHICAGO	0	1.37	1213	0.00	(., 2.189)	☆ ZERO Infections
UCHICAGO MEDICINE	CHICAGO	1	1.99	1761	0.50	(0.025, 2.482)	= Same
UCHICAGO MEDICINE	CHICAGO	3	2.02	1792	1.48	(0.377, 4.038)	= Same
UNITYPOINT HEALTH - TRINITY ROCK ISLAND	ROCK ISLAND	1	1.04	1198	0.96	(0.048, 4.745)	= Same
UW HEALTH SWEDISHAMERICAN HOSPITAL	ROCKFORD	3	2.96	2936	1.01	(0.258, 2.76)	= Same

**Central Line-Associated Bloodstream Infection (CLABSI) Statewide Technical Report**  
**Reportable Period: January 1, 2024 - December 31, 2024**

***Adult Medical/Surgical Intensive Care Unit***

Hospital Name	Hospital City	Number of Events		Number of Central Line Days	Standardized Infection Ratio (SIR)	95% Confidence Interval (Lower, Upper)	Statistical Interpretation
		Observed	Predicted				
ADVOCATE CONDELL MEDICAL CENTER	LIBERTYVILLE	4	2.54	2925	1.58	(0.501, 3.802)	= Same
ADVOCATE GOOD SAMARITAN HOSPITAL	DOWNERS GROVE	2	2.55	2939	0.78	(0.131, 2.591)	= Same
ADVOCATE GOOD SHEPHERD HOSPITAL	BARRINGTON	0	0.83	1100	.		☆ ZERO Infections
ADVOCATE SHERMAN HOSPITAL	ELGIN	1	1.23	1422	0.81	(0.041, 3.997)	= Same
ADVOCATE SOUTH SUBURBAN HOSPITAL	HAZEL CREST	0	1.23	1635	0.00	(., 2.432)	☆ ZERO Infections
ADVOCATE TRINITY HOSPITAL	CHICAGO	0	0.64	847	.		☆ ZERO Infections
ALTON MEMORIAL HOSPITAL	ALTON	0	1.15	1173	0.00	(., 2.606)	☆ ZERO Infections
ANDERSON HOSPITAL	MARYVILLE	0	0.56	571	.		☆ ZERO Infections
ASCENSION ALEXIAN BROTHERS	ELK GROVE VILLAGE	0	1.23	1090	0.00	(0, 2.436)	☆ ZERO Infections
ASCENSION SAINT ALEXIUS	HOFFMAN ESTATES	0	0.41	362	.		☆ ZERO Infections
BLESSING HOSPITAL	QUINCY	3	1.41	1249	2.13	(0.541, 5.793)	= Same
CARLE BROMENN MEDICAL CENTER	NORMAL	0	0.61	699	.		☆ ZERO Infections
CARLE FOUNDATION HOSPITAL	URBANA	3	2.34	2072	1.28	(0.326, 3.492)	= Same
CARLE RICHLAND MEMORIAL	OLNEY	0	0.01	39	.		☆ ZERO Infections
CGH MEDICAL CENTER	STERLING	1	0.48	721	.		No Conclusion
COMMUNITY FIRST MEDICAL CENTER	CHICAGO	1	1.59	1410	0.63	(0.031, 3.1)	= Same
DECATUR MEMORIAL HOSPITAL	DECATUR	1	1.01	998	1.00	(0.05, 4.905)	= Same
ENDEAVOR EDWARD HOSPITAL	NAPERVILLE	0	1.55	1781	0.00	(., 1.939)	☆ ZERO Infections

**Central Line-Associated Bloodstream Infection (CLABSI) Statewide Technical Report**  
**Reportable Period: January 1, 2024 - December 31, 2024**

***Adult Medical/Surgical Intensive Care Unit***

Hospital Name	Hospital City	Number of Events		Number of Central Line Days	Standardized Infection Ratio (SIR)	95% Confidence Interval (Lower, Upper)	Statistical Interpretation
		Observed	Predicted				
ENDEAVOR EDWARD HOSPITAL	NAPERVILLE	0	0.02	25	.		☆ ZERO Infections
ENDEAVOR ELMHURST HOSPITAL	ELMHURST	0	3.41	3385	0.00	(., 0.878)	☆ ZERO Infections
ENDEAVOR EVANSTON HOSPITAL	EVANSTON	3	3.33	2953	0.90	(0.229, 2.45)	= Same
ENDEAVOR GLENBROOK HOSPITAL	GLENVIEW	1	1.63	1668	0.61	(0.031, 3.018)	= Same
ENDEAVOR HIGHLAND PARK HOSPITAL	HIGHLAND PARK	0	1.16	1187	0.00	(., 2.576)	☆ ZERO Infections
ENDEAVOR NORTHWEST COMMUNITY HOSPITAL	ARLINGTON HEIGHTS	1	2.19	2521	0.46	(0.023, 2.255)	= Same
ENDEAVOR SWEDISH HOSPITAL	CHICAGO	2	1.79	1582	1.12	(0.188, 3.702)	= Same
FAIRFIELD MEMORIAL HOSPITAL	FAIRFIELD	0	0.00	5	.		☆ ZERO Infections
FHN MEMORIAL HOSPITAL	FREEPORT	0	0.00	0	.		☆ ZERO Infections
FHN MEMORIAL HOSPITAL	FREEPORT	0	0.29	391	.		☆ ZERO Infections
FRANCISCAN HEALTH - OLYMPIA FIELDS	OLYMPIA FIELDS	1	1.83	2097	0.55	(0.027, 2.688)	= Same
GATEWAY REGIONAL MEDICAL CENTER	GRANITE CITY	0	0.67	773	.		☆ ZERO Infections
GENESIS MEDICAL CENTER-SILVIS	SILVIS	0	0.22	326	.		☆ ZERO Infections
GRAHAM HOSPITAL	CANTON	0	0.09	128	.		☆ ZERO Infections
HAMMOND-HENRY HOSPITAL	GENESEO	0	0.00	0	.		☆ ZERO Infections
HEARTLAND REGIONAL MEDICAL CENTER	MARION	0	0.42	555	.		☆ ZERO Infections
HERRIN HOSPITAL	HERRIN	1	0.78	1033	.		No Conclusion
HOPEDALE MEDICAL COMPLEX	HOPEDALE	0	0.00	8	.		☆ ZERO Infections
HSBS ST. ANTHONY'S MEMORIAL HOSPITAL	EFFINGHAM	0	0.38	501	.		☆ ZERO Infections

**Central Line-Associated Bloodstream Infection (CLABSI) Statewide Technical Report**  
**Reportable Period: January 1, 2024 - December 31, 2024**

***Adult Medical/Surgical Intensive Care Unit***

Hospital Name	Hospital City	Number of Events		Number of Central Line Days	Standardized Infection Ratio (SIR)	95% Confidence Interval (Lower, Upper)	Statistical Interpretation
		Observed	Predicted				
HSBS ST. ELIZABETH'S HOSPITAL	O'FALLON	1	2.47	2521	0.41	(0.02, 1.997)	= Same
HSBS ST. FRANCIS HOSPITAL	LITCHFIELD	0	0.00	0	.		☆ ZERO Infections
HSBS ST. JOHN'S HOSPITAL	SPRINGFIELD	1	1.77	1569	0.57	(0.028, 2.786)	= Same
HSBS ST. JOHN'S HOSPITAL	SPRINGFIELD	0	2.03	1801	0.00	(., 1.474)	☆ ZERO Infections
HSBS ST. JOHN'S HOSPITAL	SPRINGFIELD	0	0.44	392	.		☆ ZERO Infections
HSBS ST. MARY'S HOSPITAL	DECATUR	0	0.51	760	.		☆ ZERO Infections
IROQUOIS MEMORIAL HOSPITAL	WATSEKA	0	0.00	0	.		☆ ZERO Infections
JACKSON PARK HOSPITAL & MEDICAL CENTER	CHICAGO	1	0.24	278	.		No Conclusion
JACKSONVILLE MEMORIAL HOSPITAL	JACKSONVILLE	0	0.07	255	.		☆ ZERO Infections
JERSEY COMMUNITY HOSPITAL	JERSEYVILLE	0	0.00	6	.		☆ ZERO Infections
KATHERINE SHAW BETHEA HOSPITAL	DIXON	0	0.25	289	.		☆ ZERO Infections
LOYOLA GOTTLIEB MEMORIAL HOSPITAL	MELROSE PARK	0	1.98	1753	0.00	(., 1.515)	☆ ZERO Infections
LOYOLA MACNEAL HOSPITAL	BERWYN	0	2.21	1962	0.00	(., 1.353)	☆ ZERO Infections
MCDONOUGH DISTRICT HOSPITAL	MACOMB	0	0.04	66	.		☆ ZERO Infections
MEMORIAL HOSPITAL BELLEVILLE	BELLEVILLE	1	1.54	2044	0.65	(0.032, 3.202)	= Same
MEMORIAL HOSPITAL OF CARBONDALE	CARBONDALE	2	3.11	3176	0.64	(0.108, 2.123)	= Same
MEMORIAL HOSPITAL SHILOH	SHILOH	0	0.46	679	.		☆ ZERO Infections
MERCY MEDICAL CENTER	AURORA	1	0.18	177	.		No Conclusion
MERCYHEALTH HOSPITAL AND MEDICAL CENTER-HARVARD	HARVARD	0	0.00	2	.		☆ ZERO Infections



**Central Line-Associated Bloodstream Infection (CLABSI) Statewide Technical Report**  
**Reportable Period: January 1, 2024 - December 31, 2024**

***Adult Medical/Surgical Intensive Care Unit***

Hospital Name	Hospital City	Number of Events		Number of Central Line Days	Standardized Infection Ratio (SIR)	95% Confidence Interval (Lower, Upper)	Statistical Interpretation
		Observed	Predicted				
MERCYHEALTH JAVON BEA HOSPITAL-RIVERSIDE BLVD CAMPUS	ROCKFORD	4	2.18	2488	1.84	(0.584, 4.433)	= Same
MORRIS HOSPITAL & HEALTHCARE CENTERS	MORRIS	0	0.41	615	.		☆ ZERO Infections
NORTHWESTERN MEDICINE CENTRAL DUPAGE HOSPITAL	WINFIELD	0	1.79	1587	0.00	(., 1.673)	☆ ZERO Infections
NORTHWESTERN MEDICINE HUNTLEY HOSPITAL	HUNTLEY	0	0.56	740	.		☆ ZERO Infections
NORTHWESTERN MEDICINE KISHWAUKEE HOSPITAL	DEKALB	1	0.68	898	.		No Conclusion
NORTHWESTERN MEDICINE MCHENRY HOSPITAL	MCHENRY	1	1.70	1732	0.59	(0.029, 2.906)	= Same
NORTHWESTERN MEDICINE PALOS HOSPITAL	PALOS HEIGHTS	1	2.72	3135	0.37	(0.018, 1.813)	= Same
NORTHWESTERN MEDICINE VALLEY WEST HOSPITAL	SANDWICH	0	0.00	1	.		☆ ZERO Infections
OSF HEART OF MARY MEDICAL CENTER	URBANA	1	0.67	680	.		No Conclusion
OSF LITTLE COMPANY OF MARY MEDICAL CENTER	EVERGREEN PARK	0	1.85	1642	0.00	(., 1.617)	☆ ZERO Infections
OSF SACRED HEART MEDICAL CENTER	DANVILLE	0	0.17	259	.		☆ ZERO Infections
OSF SAINT ANTHONY MEDICAL CENTER	ROCKFORD	0	1.88	1666	0.00	(., 1.594)	☆ ZERO Infections
OSF SAINT ANTHONY MEDICAL CENTER	ROCKFORD	1	3.00	2655	0.33	(0.017, 1.646)	= Same
OSF SAINT ANTHONY MEDICAL CENTER	ROCKFORD	1	1.11	980	0.90	(0.045, 4.46)	= Same
OSF SAINT ANTHONY'S HEALTH CENTER	ALTON	1	0.55	820	.		No Conclusion
OSF SAINT CLARE MEDICAL CENTER	PRINCETON	0	0.00	2	.		☆ ZERO Infections

**Central Line-Associated Bloodstream Infection (CLABSI) Statewide Technical Report**  
**Reportable Period: January 1, 2024 - December 31, 2024**

***Adult Medical/Surgical Intensive Care Unit***

Hospital Name	Hospital City	Number of Events		Number of Central Line Days	Standardized Infection Ratio (SIR)	95% Confidence Interval (Lower, Upper)	Statistical Interpretation
		Observed	Predicted				
OSF SAINT ELIZABETH MEDICAL CENTER	OTTAWA	0	0.21	312	.		☆ ZERO Infections
OSF SAINT JAMES-JOHN W ALBRECHT MEDICAL CENTER	PONTIAC	0	0.05	77	.		☆ ZERO Infections
OSF SAINT LUKE MEDICAL CENTER	KEWANEE	0	0.00	2	.		☆ ZERO Infections
OSF SAINT PAUL MEDICAL CENTER	MENDOTA	0	0.00	6	.		☆ ZERO Infections
OSF ST. JOSEPH MEDICAL CENTER	BLOOMINGTON	0	1.22	1242	0.00	(., 2.462)	☆ ZERO Infections
OSF ST. MARY MEDICAL CENTER	GALESBURG	1	0.27	313	.		No Conclusion
RESURRECTION MEDICAL CENTER	CHICAGO	0	1.15	1024	0.00	(0, 2.639)	☆ ZERO Infections
RIVERSIDE MEDICAL CENTER	KANKAKEE	1	1.67	1481	0.60	(0.03, 2.951)	= Same
ROSELAND COMMUNITY HOSPITAL	CHICAGO	0	0.97	1285	.		☆ ZERO Infections
RUSH COPLEY MEDICAL CENTER	AURORA	2	2.19	1941	0.91	(0.153, 3.017)	= Same
RUSH OAK PARK HOSPITAL	OAK PARK	1	0.65	747	.		No Conclusion
SAINT FRANCIS HOSPITAL	EVANSTON	0	0.60	611	.		☆ ZERO Infections
SAINT JOSEPH - ELGIN	ELGIN	0	0.07	75	.		☆ ZERO Infections
SAINT JOSEPH - JOLIET	JOLIET	3	0.87	769	.		No Conclusion
SAINT JOSEPH - JOLIET	JOLIET	0	0.03	28	.		☆ ZERO Infections
SAINT MARY OF NAZARETH HOSPITAL	CHICAGO	0	0.11	113	.		☆ ZERO Infections
SALEM TOWNSHIP HOSPITAL	SALEM	0	0.01	19	.		☆ ZERO Infections
SARAH BUSH LINCOLN HEALTH CENTER	MATTOON	2	0.48	634	.		No Conclusion
SILVER CROSS HOSPITAL	NEW LENOX	0	1.71	1967	0.00	(., 1.755)	☆ ZERO Infections

**Central Line-Associated Bloodstream Infection (CLABSI) Statewide Technical Report**  
**Reportable Period: January 1, 2024 - December 31, 2024**

***Adult Medical/Surgical Intensive Care Unit***

Hospital Name	Hospital City	Number of Events		Number of Central Line Days	Standardized Infection Ratio (SIR)	95% Confidence Interval (Lower, Upper)	Statistical Interpretation
		Observed	Predicted				
SSM HEALTH GOOD SAMARITAN HOSPITAL	MOUNT VERNON	1	1.03	1370	0.97	(0.048, 4.778)	= Same
SSM HEALTH ST MARY'S HOSPITAL	CENTRALIA	0	0.09	136	.		☆ ZERO Infections
ST. BERNARD HOSPITAL & HEALTH CARE CENTER	CHICAGO	0	1.13	1149	0.00	(., 2.661)	☆ ZERO Infections
THOREK MEMORIAL HOSPITAL	CHICAGO	0	0.00	0	.		☆ ZERO Infections
THOREK MEMORIAL HOSPITAL - ANDERSONVILLE	CHICAGO	0	0.00	0	.		☆ ZERO Infections
TOUCHETTE REGIONAL HOSPITAL	CENTREVILLE	0	0.00	0	.		☆ ZERO Infections
UCHICAGO MEDICINE ADVENTHEALTH BOLINGBROOK	BOLINGBROOK	0	0.65	862	.		☆ ZERO Infections
UCHICAGO MEDICINE ADVENTHEALTH GLENOAKS	GLENDAL HEIGHTS	0	0.50	663	.		☆ ZERO Infections
UCHICAGO MEDICINE ADVENTHEALTH HINSDALE	HINSDALE	4	1.79	1584	2.24	(0.711, 5.398)	= Same
UCHICAGO MEDICINE ADVENTHEALTH LA GRANGE	LA GRANGE	0	1.01	1029	0.00	(., 2.971)	☆ ZERO Infections
UCHICAGO MEDICINE INGALLS MEMORIAL	HARVEY	0	0.00	1	.		☆ ZERO Infections
UCHICAGO MEDICINE INGALLS MEMORIAL	HARVEY	0	0.17	230	.		☆ ZERO Infections
UI HEALTH	CHICAGO	4	4.05	3588	0.99	(0.314, 2.383)	= Same
VISTA MEDICAL CENTER EAST	WAUKEGAN	1	1.59	1820	0.63	(0.031, 3.097)	= Same
WEISS MEMORIAL HOSPITAL	CHICAGO	1	1.09	1110	0.92	(0.046, 4.534)	= Same
WEST SUBURBAN MEDICAL CENTER	OAK PARK	3	1.77	1806	1.70	(0.431, 4.614)	= Same

**Central Line-Associated Bloodstream Infection (CLABSI) Statewide Technical Report**  
**Reportable Period: January 1, 2024 - December 31, 2024**

***Adult Neurologic Intensive Care Unit***

		Number of Events					
Hospital Name	Hospital City	Observed	Predicted	Number of Central Line Days	Standardized Infection Ratio (SIR)	95% Confidence Interval (Lower, Upper)	Statistical Interpretation
ADVOCATE CHRIST MEDICAL CENTER	OAK LAWN	0	1.65	1461	0.00	(., 1.817)	☆ ZERO Infections
ADVOCATE CHRIST MEDICAL CENTER	OAK LAWN	0	1.65	1461	0.00	(0, 1.817)	☆ ZERO Infections
ADVOCATE LUTHERAN GENERAL HOSPITAL	PARK RIDGE	0	1.04	926	0.00	(., 2.867)	☆ ZERO Infections
ADVOCATE LUTHERAN GENERAL HOSPITAL	PARK RIDGE	0	1.05	926	0.00	(0, 2.867)	☆ ZERO Infections
LOYOLA UNIVERSITY MEDICAL CENTER	MAYWOOD	1	1.55	1377	0.64	(0.032, 3.174)	= Same
NORTHWESTERN MEDICINE CENTRAL DUPAGE HOSPITAL	WINFIELD	0	0.40	351	.		☆ ZERO Infections
OSF SAINT FRANCIS MEDICAL CENTER	PEORIA	0	0.56	493	.		☆ ZERO Infections

**Central Line-Associated Bloodstream Infection (CLABSI) Statewide Technical Report**  
**Reportable Period: January 1, 2024 - December 31, 2024**

***Adult Neurosurgical Intensive Care Unit***

		Number of Events					
Hospital Name	Hospital City	Observed	Predicted	Number of Central Line Days	Standardized Infection Ratio (SIR)	95% Confidence Interval (Lower, Upper)	Statistical Interpretation
JOHN H STROGER JR HOSPITAL OF COOK COUNTY	CHICAGO	0	0.49	435	.		☆ ZERO Infections
NORTHWESTERN MEMORIAL HOSPITAL	CHICAGO	0	1.90	1682	0.00	(., 1.578)	☆ ZERO Infections
RUSH UNIVERSITY MEDICAL CENTER	CHICAGO	1	1.35	1196	0.74	(0.037, 3.655)	= Same
UCHICAGO MEDICINE	CHICAGO	1	1.25	1107	0.80	(0.04, 3.948)	= Same
UI HEALTH	CHICAGO	3	3.36	2980	0.89	(0.227, 2.428)	= Same

**Central Line-Associated Bloodstream Infection (CLABSI) Statewide Technical Report**  
**Reportable Period: January 1, 2024 - December 31, 2024**

***Adult Cardiothoracic Intensive Care Unit***

Hospital Name	Hospital City	Number of Events		Number of Central Line Days	Standardized Infection Ratio (SIR)	95% Confidence Interval (Lower, Upper)	Statistical Interpretation
		Observed	Predicted				
ADVOCATE CHRIST MEDICAL CENTER	OAK LAWN	4	6.64	5889	0.60	(0.191, 1.452)	= Same
BLESSING HOSPITAL	QUINCY	2	0.52	464	.		No Conclusion
CARLE FOUNDATION HOSPITAL	URBANA	3	3.27	2896	0.92	(0.234, 2.499)	= Same
CARLE HEALTH METHODIST HOSPITAL	PEORIA	0	1.37	1218	0.00	(., 2.18)	☆ ZERO Infections
ENDEAVOR GLENBROOK HOSPITAL	GLENVIEW	0	1.03	1053	0.00	(., 2.903)	☆ ZERO Infections
HSBS ST. JOHN'S HOSPITAL	SPRINGFIELD	1	4.07	3608	0.25	(0.012, 1.211)	= Same
LOYOLA UNIVERSITY MEDICAL CENTER	MAYWOOD	2	5.00	4435	0.40	(0.067, 1.32)	= Same
LOYOLA UNIVERSITY MEDICAL CENTER	MAYWOOD	3	2.75	2440	1.09	(0.277, 2.966)	= Same
NORTHWESTERN MEDICINE CENTRAL DUPAGE HOSPITAL	WINFIELD	2	1.68	1488	1.19	(0.2, 3.936)	= Same
NORTHWESTERN MEMORIAL HOSPITAL	CHICAGO	10	6.84	6064	1.46	(0.742, 2.605)	= Same
OSF SAINT FRANCIS MEDICAL CENTER	PEORIA	1	3.01	2669	0.33	(0.017, 1.638)	= Same
SPRINGFIELD MEMORIAL HOSPITAL	SPRINGFIELD	0	1.45	1282	0.00	(., 2.071)	☆ ZERO Infections
UCHICAGO MEDICINE	CHICAGO	2	8.24	7305	0.24	(0.041, 0.802)	★ Better

**Central Line-Associated Bloodstream Infection (CLABSI) Statewide Technical Report**  
**Reportable Period: January 1, 2024 - December 31, 2024**

***Adult Surgical Intensive Care Unit***

Hospital Name	Hospital City	Number of Events		Number of Central Line Days	Standardized Infection Ratio (SIR)	95% Confidence Interval (Lower, Upper)	Statistical Interpretation
		Observed	Predicted				
ADVOCATE CHRIST MEDICAL CENTER	OAK LAWN	9	6.05	5358	1.49	(0.726, 2.732)	= Same
ADVOCATE ILLINOIS MASONIC MEDICAL CENTER	CHICAGO	3	1.49	1321	2.01	(0.512, 5.478)	= Same
ADVOCATE LUTHERAN GENERAL HOSPITAL	PARK RIDGE	1	1.94	1720	0.52	(0.026, 2.541)	= Same
CARLE HEALTH METHODIST HOSPITAL	PEORIA	0	0.96	855	.		☆ ZERO Infections
JOHN H STROGER JR HOSPITAL OF COOK COUNTY	CHICAGO	0	1.91	1695	0.00	(., 1.566)	☆ ZERO Infections
LOYOLA UNIVERSITY MEDICAL CENTER	MAYWOOD	3	4.86	4306	0.62	(0.157, 1.68)	= Same
MOUNT SINAI HOSPITAL	CHICAGO	11	1.44	1474	7.62	(4.005, 13.238)	✗ Worse
NORTHWESTERN MEMORIAL HOSPITAL	CHICAGO	1	3.95	3500	0.25	(0.013, 1.249)	= Same
OSF SAINT FRANCIS MEDICAL CENTER	PEORIA	2	1.29	1142	1.55	(0.26, 5.128)	= Same
RUSH UNIVERSITY MEDICAL CENTER	CHICAGO	3	4.59	4069	0.65	(0.166, 1.778)	= Same
SAINT MARY'S - KANKAKEE	KANKAKEE	0	0.00	0	.		☆ ZERO Infections
SPRINGFIELD MEMORIAL HOSPITAL	SPRINGFIELD	2	1.13	1001	1.77	(0.297, 5.85)	= Same
SPRINGFIELD MEMORIAL HOSPITAL	SPRINGFIELD	5	1.31	1157	3.83	(1.403, 8.489)	✗ Worse
UCHICAGO MEDICINE	CHICAGO	3	3.32	2945	0.90	(0.23, 2.457)	= Same
UNITYPOINT HEALTH - TRINITY ROCK ISLAND	ROCK ISLAND	0	0.84	970	.		☆ ZERO Infections

**Central Line-Associated Bloodstream Infection (CLABSI) Statewide Technical Report**  
**Reportable Period: January 1, 2024 - December 31, 2024**

***Adult Trauma Intensive Care Unit***

		Number of Events					
Hospital Name	Hospital City	Observed	Predicted	Number of Central Line Days	Standardized Infection Ratio (SIR)	95% Confidence Interval (Lower, Upper)	Statistical Interpretation
ADVOCATE CHRIST MEDICAL CENTER	OAK LAWN	2	2.81	1839	0.71	(0.119, 2.352)	= Same
JOHN H STROGER JR HOSPITAL OF COOK COUNTY	CHICAGO	0	1.30	849	0.00	(., 2.31)	☆ ZERO Infections



**Central Line-Associated Bloodstream Infection (CLABSI) Statewide Technical Report**  
**Reportable Period: January 1, 2024 - December 31, 2024**

***Neonatal Intensive Care Unit - Level II/III***

Hospital Name	Hospital City	Number of Events		Number of Central Line Days	Standardized Infection Ratio (SIR)	95% Confidence Interval (Lower, Upper)	Statistical Interpretation
		Observed	Predicted				
ADVOCATE GOOD SAMARITAN HOSPITAL	DOWNERS GROVE	0	0.27	259	.		☆ ZERO Infections
ADVOCATE ILLINOIS MASONIC MEDICAL CENTER	CHICAGO	0	0.48	279	.		☆ ZERO Infections
CARLE FOUNDATION HOSPITAL	URBANA	0	3.03	1820	0.00	(., 0.988)	☆ ZERO Infections
ENDEAVOR EVANSTON HOSPITAL	EVANSTON	3	2.17	1424	1.38	(0.351, 3.761)	= Same
HSBS ST. JOHN'S HOSPITAL	SPRINGFIELD	4	1.64	1197	2.44	(0.775, 5.882)	= Same
JOHN H STROGER JR HOSPITAL OF COOK COUNTY	CHICAGO	0	1.76	1345	0.00	(., 1.704)	☆ ZERO Infections
LOYOLA UNIVERSITY MEDICAL CENTER	MAYWOOD	0	1.65	1097	0.00	(., 1.814)	☆ ZERO Infections
MOUNT SINAI HOSPITAL	CHICAGO	0	0.90	600	.		☆ ZERO Infections
NORTHWESTERN MEMORIAL HOSPITAL	CHICAGO	0	2.33	1866	0.00	(., 1.286)	☆ ZERO Infections
OSF SAINT FRANCIS MEDICAL CENTER	PEORIA	3	3.61	2573	0.83	(0.211, 2.263)	= Same
RUSH UNIVERSITY MEDICAL CENTER	CHICAGO	1	2.84	1665	0.35	(0.018, 1.737)	= Same
SILVER CROSS HOSPITAL	NEW LENOX	2	1.23	724	1.63	(0.274, 5.393)	= Same
UCHICAGO MEDICINE	CHICAGO	3	6.77	4368	0.44	(0.113, 1.206)	= Same
UCHICAGO MEDICINE ADVENTHEALTH HINSDALE	HINSDALE	1	1.26	801	0.79	(0.04, 3.916)	= Same
UI HEALTH	CHICAGO	0	2.41	1995	0.00	(., 1.241)	☆ ZERO Infections
UW HEALTH SWEDISHAMERICAN HOSPITAL	ROCKFORD	2	1.07	843	1.87	(0.314, 6.179)	= Same

**Central Line-Associated Bloodstream Infection (CLABSI) Statewide Technical Report**  
**Reportable Period: January 1, 2024 - December 31, 2024**

***Neonatal Intensive Care Unit - Level III***

Hospital Name	Hospital City	Number of Events		Number of Central Line Days	Standardized Infection Ratio (SIR)	95% Confidence Interval (Lower, Upper)	Statistical Interpretation
		Observed	Predicted				
ASCENSION SAINT ALEXIUS	HOFFMAN ESTATES	0	0.85	589	.		☆ ZERO Infections
ASCENSION SAINT JOSEPH - CHICAGO	CHICAGO	0	0.04	25	.		☆ ZERO Infections
CARLE FOUNDATION HOSPITAL	URBANA	0	0.00	0	.		☆ ZERO Infections
CARLE FOUNDATION HOSPITAL	URBANA	0	0.01	21	.		☆ ZERO Infections
ENDEAVOR EDWARD HOSPITAL	NAPERVILLE	1	2.05	1315	0.49	(0.024, 2.406)	= Same
ENDEAVOR ELMHURST HOSPITAL	ELMHURST	0	0.04	54	.		☆ ZERO Infections
ENDEAVOR NORTHWEST COMMUNITY HOSPITAL	ARLINGTON HEIGHTS	0	0.21	177	.		☆ ZERO Infections
FRANCISCAN HEALTH - OLYMPIA FIELDS	OLYMPIA FIELDS	0	0.09	122	.		☆ ZERO Infections
MEMORIAL HOSPITAL OF CARBONDALE	CARBONDALE	0	0.05	46	.		☆ ZERO Infections
MEMORIAL HOSPITAL SHILOH	SHILOH	0	0.05	67	.		☆ ZERO Infections
OSF LITTLE COMPANY OF MARY MEDICAL CENTER	EVERGREEN PARK	0	0.06	88	.		☆ ZERO Infections
RESURRECTION MEDICAL CENTER	CHICAGO	0	0.01	18	.		☆ ZERO Infections
RUSH COPLEY MEDICAL CENTER	AURORA	0	0.64	428	.		☆ ZERO Infections
SAINT JOSEPH - JOLIET	JOLIET	0	0.00	6	.		☆ ZERO Infections
SAINT MARY OF NAZARETH HOSPITAL	CHICAGO	0	0.00	0	.		☆ ZERO Infections
UCHICAGO MEDICINE	CHICAGO	0	0.10	75	.		☆ ZERO Infections
UCHICAGO MEDICINE	CHICAGO	0	0.00	1	.		☆ ZERO Infections

**Central Line-Associated Bloodstream Infection (CLABSI) Statewide Technical Report**  
**Reportable Period: January 1, 2024 - December 31, 2024**

***Neonatal Intensive Care Unit - Level III***

		Number of Events					
Hospital Name	Hospital City	Observed	Predicted	Number of Central Line Days	Standardized Infection Ratio (SIR)	95% Confidence Interval (Lower, Upper)	Statistical Interpretation
UCHICAGO MEDICINE INGALLS MEMORIAL	HARVEY	0	0.01	16	.		☆ ZERO Infections
UNITYPOINT HEALTH - TRINITY MOLINE	MOLINE	0	0.05	72	.		☆ ZERO Infections

**Central Line-Associated Bloodstream Infection (CLABSI) Statewide Technical Report**  
**Reportable Period: January 1, 2024 - December 31, 2024**

***Pediatric Cardiothoracic Intensive Care Unit***

		Number of Events					
Hospital Name	Hospital City	Observed	Predicted	Number of Central Line Days	Standardized Infection Ratio (SIR)	95% Confidence Interval (Lower, Upper)	Statistical Interpretation
ADVOCATE CHRIST MEDICAL CENTER	OAK LAWN	4	5.52	3833	0.73	(0.23, 1.748)	= Same
ANN & ROBERT H LURIE CHILDREN'S HOSPITAL OF CHICAGO	CHICAGO	8	14.62	8803	0.55	(0.254, 1.039)	= Same

**Central Line-Associated Bloodstream Infection (CLABSI) Statewide Technical Report**  
**Reportable Period: January 1, 2024 - December 31, 2024**

***Pediatric Medical Intensive Care Unit***

		Number of Events					
Hospital Name	Hospital City	Observed	Predicted	Number of Central Line Days	Standardized Infection Ratio (SIR)	95% Confidence Interval (Lower, Upper)	Statistical Interpretation
ADVOCATE CHRIST MEDICAL CENTER	OAK LAWN	6	2.46	1711	2.44	(0.987, 5.066)	= Same

**Central Line-Associated Bloodstream Infection (CLABSI) Statewide Technical Report**  
**Reportable Period: January 1, 2024 - December 31, 2024**

***Pediatric Medical/Surgical Intensive Care Unit***

Hospital Name	Hospital City	Number of Events		Number of Central Line Days	Standardized Infection Ratio (SIR)	95% Confidence Interval (Lower, Upper)	Statistical Interpretation
		Observed	Predicted				
ADVOCATE LUTHERAN GENERAL HOSPITAL	PARK RIDGE	1	1.65	1148	0.61	(0.03, 2.984)	= Same
ANN & ROBERT H LURIE CHILDREN'S HOSPITAL OF CHICAGO	CHICAGO	8	9.19	5531	0.87	(0.404, 1.654)	= Same
ASCENSION SAINT ALEXIUS	HOFFMAN ESTATES	0	0.04	27	.		☆ ZERO Infections
CARLE FOUNDATION HOSPITAL	URBANA	0	0.24	165	.		☆ ZERO Infections
HSBS ST. JOHN'S HOSPITAL	SPRINGFIELD	0	0.40	279	.		☆ ZERO Infections
JOHN H STROGER JR HOSPITAL OF COOK COUNTY	CHICAGO	0	0.18	127	.		☆ ZERO Infections
LOYOLA UNIVERSITY MEDICAL CENTER	MAYWOOD	0	0.48	336	.		☆ ZERO Infections
NORTHWESTERN MEDICINE CENTRAL DUPAGE HOSPITAL	WINFIELD	0	0.30	211	.		☆ ZERO Infections
OSF SAINT FRANCIS MEDICAL CENTER	PEORIA	1	2.25	1560	0.45	(0.022, 2.196)	= Same
RUSH UNIVERSITY MEDICAL CENTER	CHICAGO	1	2.49	1727	0.40	(0.02, 1.983)	= Same
UCHICAGO MEDICINE	CHICAGO	7	4.74	3290	1.48	(0.646, 2.923)	= Same
UI HEALTH	CHICAGO	0	0.08	55	.		☆ ZERO Infections

Central Line-Associated Bloodstream Infection (CLABSI) Statewide Technical Report  
Reportable Period: January 1, 2024 - December 31, 2024

*Pediatric Surgical Intensive Care Unit*

		Number of Events					
Hospital Name	Hospital City	Observed	Predicted	Number of Central Line Days	Standardized Infection Ratio (SIR)	95% Confidence Interval (Lower, Upper)	Statistical Interpretation
SHRINERS HOSPITAL FOR CHILDREN	CHICAGO	0	0.02	18	.		☆ ZERO Infections